

c

ou

k

wh

l

s

u

i

ay

# Phonics Level 5


# Learning at Home

# Activity Booklet



# I Spy and Read

toy



potatoes

tie



wheel

peas



circus

bike




giraffe

phone





genie

chef



hare

girl



scarecrow

paw



witch

# Say It, Join It, Write It

Look at the picture. Say the word. Join the letters to build the word then write the word in the boxes.




n p f ay  
s o r t

□ □ □ □



c ow s oy  
a i b c

□ □ □ □



l e p d  
w i a f

□ □ □ □




m l s o  
c p ou d

□ □ □ □



c e t y  
z i s l

□ □ □ □




p e s p  
wh i r k

□ □ □ □

# Level 5 Read and Match

Read the captions and match them to the correct picture.



The  
crayons looked  
very new.

The old house  
looks very spooky  
and it might  
be haunted.

The girl can  
play the flute  
very well.

I like dolphins  
very much.

The boy came  
to the house to  
eat some pie.

The clouds  
looked like  
puffs of smoke.



# Level 5 Common Exception Words Word Search

j d q n a a b v z o o d  
h d o t h e i r e n w y  
h e g i c p q i r z q b  
y v u f m e l f d g w z  
x l k r c o u l d m h b  
u a y i o p z o d a e a  
t w o e l l n o o n r n  
c d u n o e g r e y e e  
b m r d u t s j s x a y  
j q k g r p e w r w m r  
m x q v c e a u t u m n  
g j e x m r s j p s t j

could

their

mrs

your

people

where

many

eye

friend

floor

autumn

colour

does

two

# Level 5 GPC and Mnemonic Flashcards


## Instructions:

- 1 Cut the cards and fold them in half so that the GPC is on one side and the mnemonic is on the other.
- 2 Laminate the cards if you can.
- 3 Use the cards to help practise identifying the GPCs. Ask children to say the sound and then turn them over to check the mnemonic to see if it is correct.

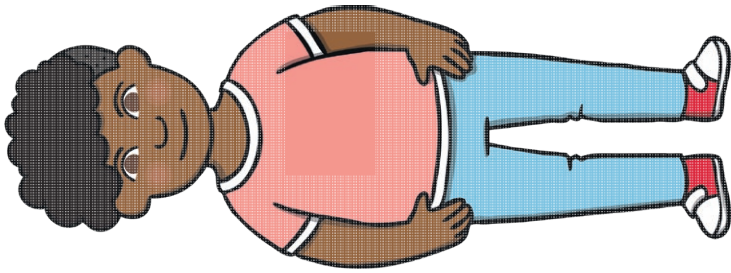
## Ideas for Activities:

- Practise letter recognition by saying the phoneme and then turning over the card to check if it is correct.
- Copy the graphemes to practise letter formation.
- Put the cards together to spell out words.
- Bury the words in sand and let children find and dig them out.



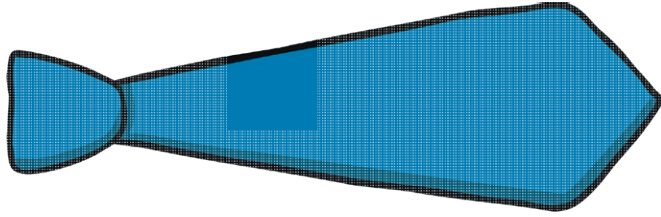


ام




no



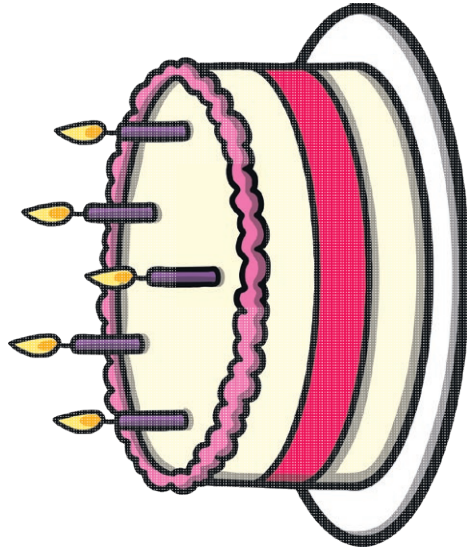


ie

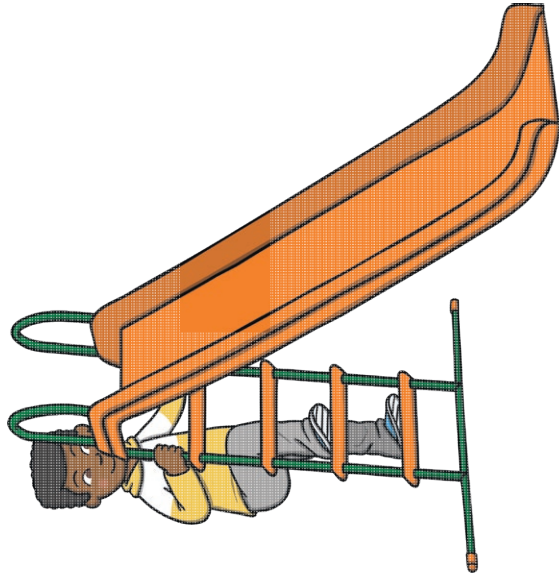




ed

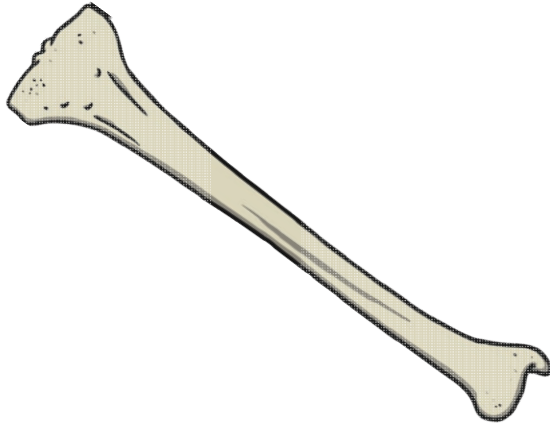


a\_e

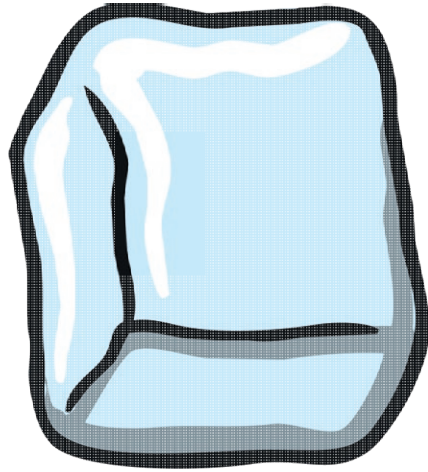


lie



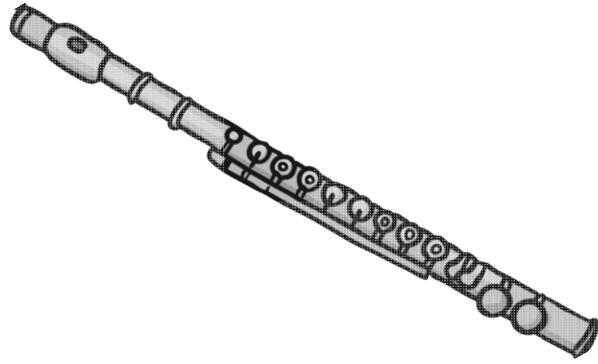


o - e




u\_e

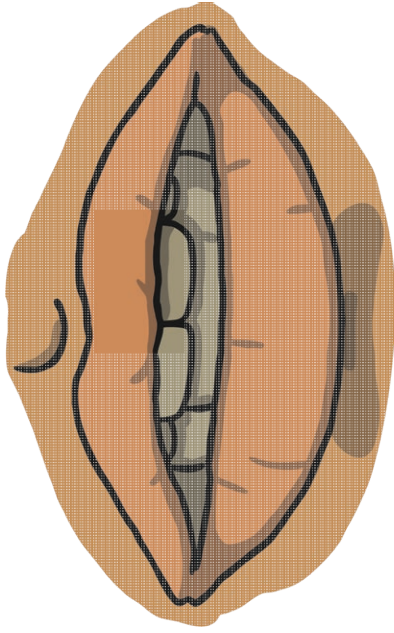




u-e




e e




no





o




e





j

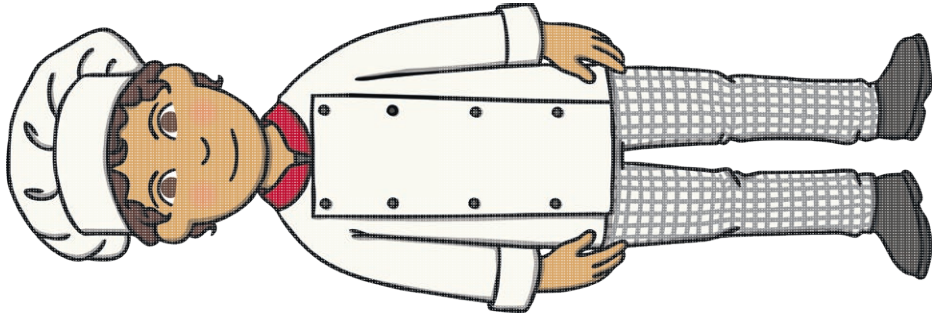


O




u






ch

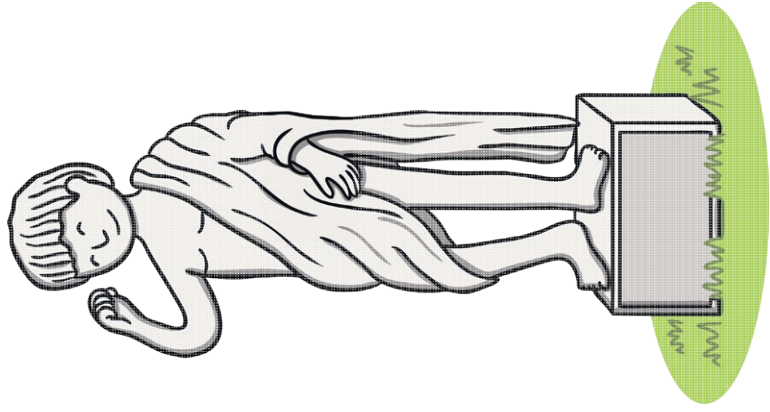


ch






girl




ue

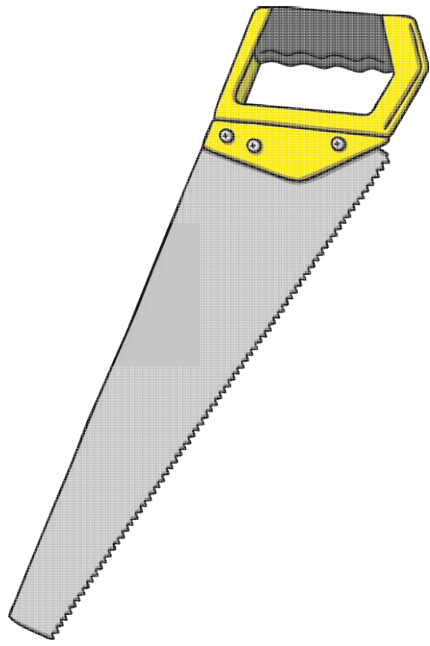


ue






כ

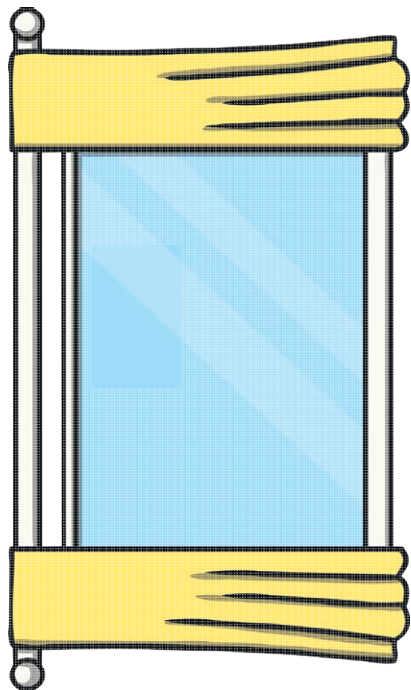


AWP



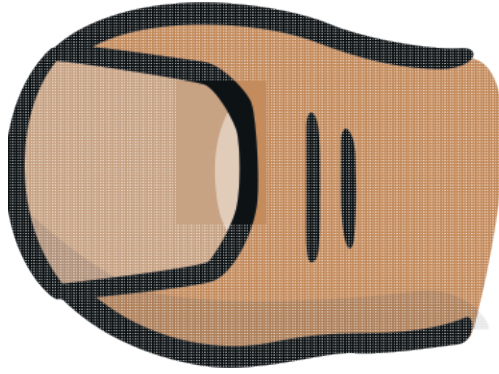
au






ow





oe



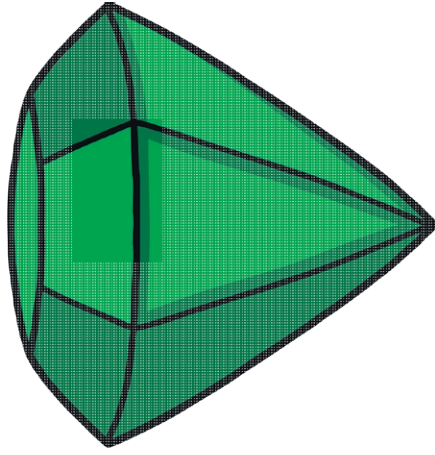


wh






U



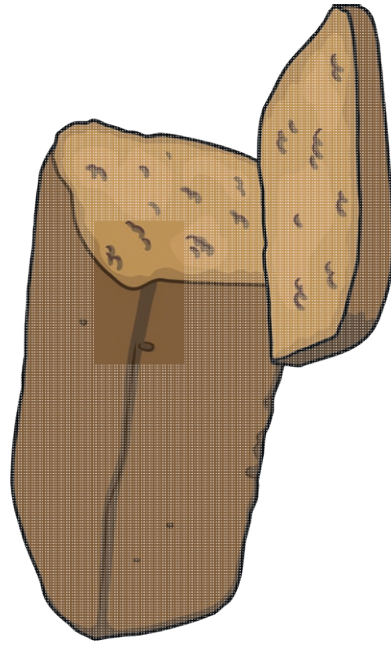
ם






rh





ed




tch



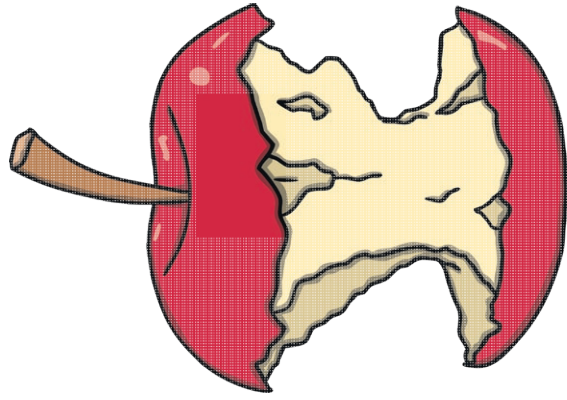


are






ear

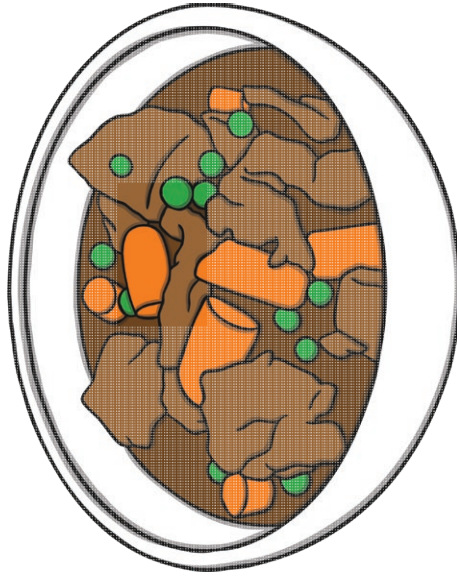


ore



ew





ew

# Level 5 Common Exception Words Word Search

## Answers

j	d	q	n	a	a	b	v	z	o	o	d
h	d	o	<del>t</del>	<del>h</del>	<del>e</del>	<del>i</del>	<del>r</del>	e	n	w	y
h	e	g	i	c	p	q	i	r	z	q	b
y	v	u	f	m	e	l	f	d	g	w	z
x	l	k	r	<del>c</del>	<del>o</del>	<del>u</del>	<del>t</del>	<del>d</del>	m	h	b
u	a	y	t	o	p	z	o	d	a	e	a
<del>t</del>	<del>w</del>	<del>o</del>	e	t	n	o	o	n	r	n	
c	d	u	n	o	e	g	r	<del>e</del>	<del>y</del>	<del>e</del>	e
b	m	r	d	u	t	s	j	s	x	a	y
j	q	k	g	r	p	e	w	r	w	m	r
m	x	q	v	c	e	<del>a</del>	<del>u</del>	<del>t</del>	<del>u</del>	<del>m</del>	<del>n</del>
g	j	e	x	<del>m</del>	<del>r</del>	<del>s</del>	j	p	s	t	j

could

their

mrs

your

people

where

many

eye

friend

floor

autumn

colour

does

two